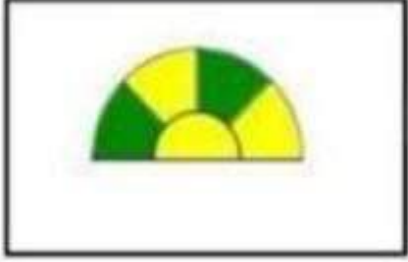









^ < > < > ^

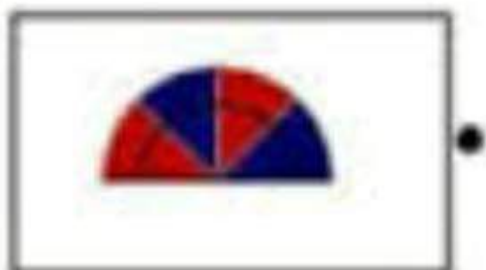
> < > < > >





Draw a line to connect each shape with its other half.





# Half and half - Worksheet 4

Draw line to match the left half of each design shown on the left with the right half shown on the right.

